



Oscillator - VCXO - Half size Dip 08

Pin Type VCXO - 13.2 x 13.2 x 5.08mm

● Features

- High performance
- Low cost
- RoHS compliant

● General Specification

Type		Half Size - Dip 08	
Frequency Range		3.00MHz to 50.00MHz	
Frequency Stability (Overall)		$\pm 25\text{ppm}$ to $\pm 100\text{ppm}$	
Input	Current Consumption		50mA 35mA
	Supply Voltage		5.0V $\pm 10\%$ 3.3V $\pm 10\%$
Temperature	Operating		-10 to +70 °C
	Storage		-40 to +85 °C
Output	Waveform		TTL / HCMOS HCMOS
	Load		10LSTTL / 15pF 15pF
	Symmetry		40/60% / 45/55%
	Rise Time	TR	10nS max.
	Fall Time	TF	10nS max.
	Current		25mA max
	Voltage	VoH	TTL: 2.4V min / HCMOS: 0.9V min
VoL		TTL: 0.4V max / HCMOS: 0.1V max	HCMOS: 0.1V max
Frequency Pulling Range		$\pm 50\text{ppm}$ to $\pm 100\text{ppm}$	
Pulling Control Voltage		2.5V $\pm 2.0\text{V}$	
Pulling Linearity		<10%	
Start-Up Time		10mS max	
Enable/Disable Function (Pin 1)		Enable: Open or high Disable: GND or low	

Oscillator - VCXO - Half size Dip 08

● Frequency Stability Codes (ppm)

1 = ± 20	2 = ± 25	3 = ± 30	4 = ± 50	5 = ± 100	7 = ± 35
8 = ± 15	a = ± 10	b = ± 70			

* Frequency stability includes stability at 25°C, operating temperature range, supply voltage range, shock and vibration and aging 1st year.

● Operating Temperature Codes (°C)

1 = 0 to +70	2 = -10 to +70	3 = -20 to +70	4 = -40 to +85	5 = -10 to +60	6 = -20 to +60
7 = 0 to +100	8 = 0 to +60	9 = -30 to +65	A = -55 to +125	B = -30 to +80	C = -10 to +50

● Pulling Range Codes (ppm)

A = ± 50	B = ± 70	C = ± 100	E = ± 60	F = ± 90	N = N/A
--------------	--------------	---------------	--------------	--------------	---------

● Marking

Holder

Frequency + M (MHz) + Date code (Year Code + Month Code)

NEWXTAL (Company brand)

Year Code:

2001	2002	2003	2004	2005	2006	2007	2008	2009	2010	2011	2012
1	2	3	4	5	6	7	8	9	10	11	12

Month Code:

Jan	Feb	March	Apr	May	June	July	August	Sept	Oct	Nov	Dec
A	B	C	D	E	F	G	H	I	J	K	L

For Example:



● Ordering Information

Holder	Type	SMD Size	Stability	Temperature	Input voltage	Tri-state	Symmetry	Pulling Range	Frequency	Lead-free	Packing
			(ppm)	(°C)	(V)			(ppm)			
V=VCXO	08=Half size	Blank= N/A	See tables		1=3.3 2=5.0	N = No T = Yes	45 = 45/55% 46 = 40/60%	See table	xx.xxM	LF=leadfree	Blank: Bulk or Tube
			± 50	-10 to +70				± 100			
V	08		4	2	1	T	45	C		LF	

For Example: **V08421T45C-10.000MLF**

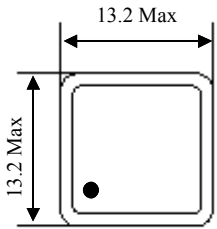
NEWXTAL

Website: www.newxtal.com

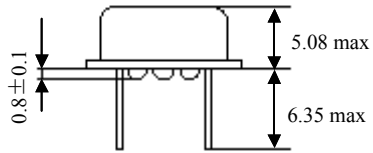
Email: hkcrystal@incnets.com

Oscillator - VCXO - Half size Dip 08

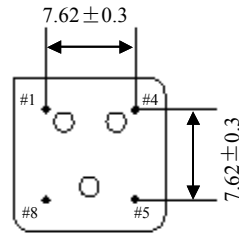
• Dimensions



Top View



Side View



Bottom View

Pin Connection
#1 Control Voltage
#4 Ground
#5 Output
#8 Supply voltage

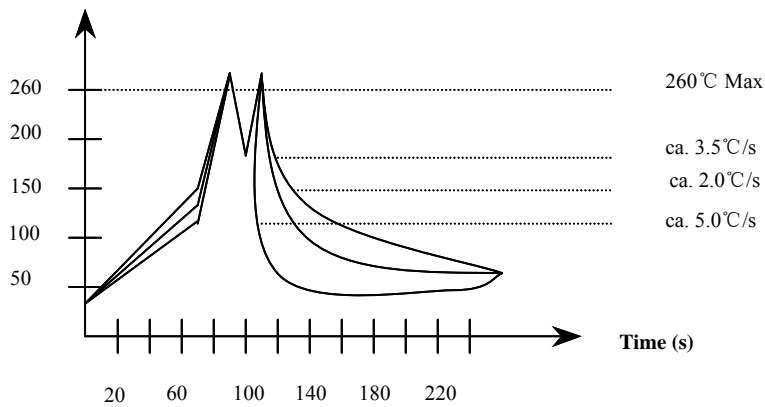
in mm

• Packing

Bulk or 40pcs packed in anti-static plastic tubes.

• Wave Soldering Profile

Bath temperature (°C)



NEWXTAL

Website: www.newxtal.com

Email: hkcrystal@incnets.com