



Oscillator - CXO - Full size Dip 14

Pin Type Oscillator - 21.0 x 13.2 x 5.08mm

• Features

- High performance
- Low cost
- RoHS compliant

• General Specification

Type		Full Size - Dip 14	
Frequency Range		1.00MHz to 156.00MHz	
Frequency Stability (Overall)		$\pm 10\text{ppm}$ to $\pm 100\text{ppm}$	
Input	Current Consumption	25mA (1.544 - 59.999MHz) 60mA (60.00 - 69.999MHz) 80mA (70.00 - 100.00MHz)	20mA (1.544 - 59.999MHz) 40mA (60.00 - 69.999MHz) 60mA (70.00 - 100.00MHz)
	Supply Voltage	5.0V \pm 10%	3.3V \pm 10%
Temperature	Operating	-10 to +70°C	
	Storage	-40 to +85°C	
Output	Waveform	TTL / HCMOS	HCMOS
	Load	10LSTTL / 15pF	15pF
	Symmetry	40/60% / 45/55%	
	Rise Time	TR	10nS max.
	Fall Time	TF	10nS max.
	Current	25mA max	
	Voltage	VoH	TTL: 2.4V min / HCMOS: 0.9V min
VoL		TTL: 0.4V max / HCMOS: 0.1V max	HCMOS: 0.1V max
Enable/Disable Function (Pin 1)		Enable: Open or high Disable: GND or low	
Output enable time max		5ms	
Output disable time max		150ns	
Start-Up Time		10mS max	
Standby function		Optional	
Phase jitter 12KHz - 20MHz		<5.0ps RMS	
Shock Resistance		$\pm 10\text{ppm}$ max	

Oscillator - CXO - Full size Dip 14

● Frequency Stability Codes (ppm)

1 = ± 20	2 = ± 25	3 = ± 30	4 = ± 50	5 = ± 100	7 = ± 35
8 = ± 15	a = ± 10	b = ± 70			

* Frequency stability includes stability at 25°C, operating temperature range, supply voltage range, shock and vibration and aging 1st year.

● Operating Temperature Codes (°C)

1 = 0 to +70	2 = -10 to +70	3 = -20 to +70	4 = -40 to +85	5 = -10 to +60	6 = -20 to +60
7 = 0 to +100	8 = 0 to +60	9 = -30 to +65	A = -55 to +125	B = -30 to +80	C = -10 to +50

● Pulling Range Codes (ppm)

A = ± 50	B = ± 70	C = ± 100	E = ± 60	F = ± 90	N = N/A
--------------	--------------	---------------	--------------	--------------	---------

● Marking

Holder

Frequency + M (MHz) + Date code (Year Code + Month Code)

NEWXTAL (Company brand)

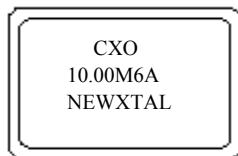
Year Code:

2001	2002	2003	2004	2005	2006	2007	2008	2009	2010	2011	2012
1	2	3	4	5	6	7	8	9	10	11	12

Month Code:

Jan	Feb	March	Apr	May	June	July	August	September	October	Nov	December
A	B	C	D	E	F	G	H	I	J	K	L

For Example:



● Ordering Information

Holder	Type	SMD Size	Stability (ppm)	Temperature (°C)	Input voltage (V)	Tri-state	Symmetry	Pulling Range (ppm)	Frequency	Lead-free	Packing
C= CXO	14=Full size	Blank= N/A	See tables		1=3.3 2=5.0	N = No T = Yes	45 = 45/55% 46 = 40/60%	See table	xx.xxM	LF=leadfree	Blank: Bulk or Tube
			± 50	-10 to +70				N = N/A			
C	14		4	2	1	N	45	N		LF	

For Example: **C14421N45N-10.000MLF**

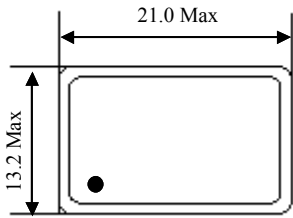
NEWXTAL

Website: www.newxtal.com

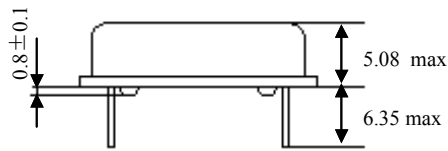
Email: hkcrystal@incnets.com

Oscillator - CXO - Full size Dip 14

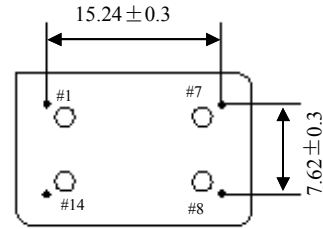
• Dimensions



Top View



Side View



Bottom View

Pin Connection
#1 NC or E/D
#7 Ground
#8 Output
#14 Supply voltage

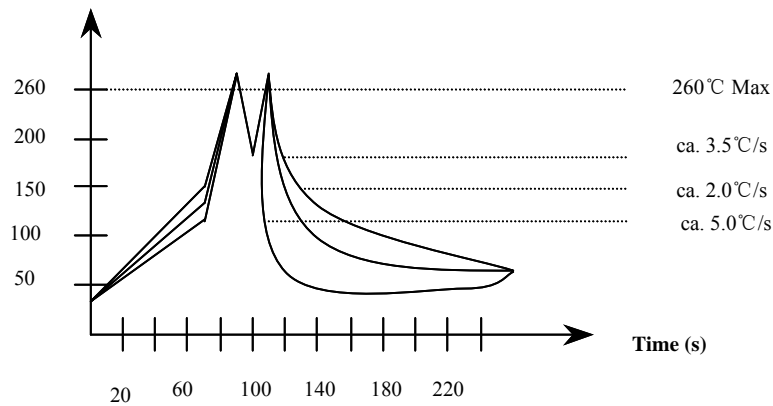
in mm

• Packing

Bulk or 25pcs packed in anti-static plastic tubes.

• Wave Soldering Profile

Bath temperature (°C)



NEWXTAL

Website: www.newxtal.com

Email: hkcrystal@incnets.com